










# PMEX UPDATE

<p><b>SELL</b></p>  <p><b>CRUDE10-JU26</b> 91.96 <span style="color: red;">-3.28%</span> Expiry 27/May/26 Remaining 20 Days</p> <p><b>Entry</b> 92.48 - 91.92 <b>Stoploss</b> 93.96 <b>Take Profit</b> 90.5 - 90.01</p>	<p><b>SELL</b></p>  <p><b>NGAS1K-JU26</b> 2.7070 <span style="color: red;">-0.84%</span> Expiry 26/May/26 Remaining 19 Days</p> <p><b>Entry</b> 2.71 - 2.7 <b>Stoploss</b> 2.76 <b>Take Profit</b> 2.67 - 2.65</p>	<p><b>BUY</b></p>  <p><b>GO10Z-JU26</b> 4,746.54 <span style="color: green;">1.11%</span> Expiry 27/May/26 Remaining 20 Days</p> <p><b>Entry</b> 4756 - 4760 <b>Stoploss</b> 4744.74 <b>Take Profit</b> 4778 - 4790</p>	<p><b>N/A</b></p>  <p><b>SL10-MA26</b> 81.41 Expiry Remaining</p> <p><b>Entry</b> --- <b>Stoploss</b> #VALUE! <b>Take Profit</b> ---</p>
<p><b>BUY</b></p>  <p><b>PLATINUM5-JY26</b> 2,099.10 <span style="color: green;">1.77%</span> Expiry 26/Jun/26 Remaining 50 Days</p> <p><b>Entry</b> 2077 - 2087 <b>Stoploss</b> 2058.02 <b>Take Profit</b> 2104 - 2115</p>	<p><b>BUY</b></p>  <p><b>COPPER-JY26</b> 6.2180 <span style="color: green;">0.51%</span> Expiry 22/Jun/26 Remaining 46 Days</p> <p><b>Entry</b> 6.14 - 6.16 <b>Stoploss</b> 6.10 <b>Take Profit</b> 6.21 - 6.23</p>	<p><b>BUY</b></p>  <p><b>ICOTTON-JY26</b> 82.85 <span style="color: red;">-1.43%</span> Expiry 22/Jun/26 Remaining 46 Days</p> <p><b>Entry</b> 81.66 - 82.08 <b>Stoploss</b> 81.52 <b>Take Profit</b> 82.95 - 83.57</p>	<p><b>BUY</b></p>  <p><b>DJ-JU26</b> 50,121 <span style="color: green;">0.17%</span> Expiry 17/Jun/26 Remaining 41 Days</p> <p><b>Entry</b> 50059 - 50110 <b>Stoploss</b> 49754.23 <b>Take Profit</b> 50254 - 50330</p>
<p><b>BUY</b></p>  <p><b>SP500-JU26</b> 7,398 <span style="color: green;">0.11%</span> Expiry 17/Jun/26 Remaining 41 Days</p> <p><b>Entry</b> 7364 - 7374 <b>Stoploss</b> 7313.81 <b>Take Profit</b> 7386 - 7396</p>	<p><b>BUY</b></p>  <p><b>NSDQ100-JU26</b> 28,734 <span style="color: green;">0.06%</span> Expiry 17/Jun/26 Remaining 41 Days</p> <p><b>Entry</b> 28602 - 28659 <b>Stoploss</b> 28355.85 <b>Take Profit</b> 28732 - 28796</p>	<p><b>SELL</b></p>  <p><b>GOLDUSDJPY-JU26</b> 156.45 <span style="color: green;">0.04%</span> Expiry 27/May/26 Remaining 20 Days</p> <p><b>Entry</b> 156.25 - 156.15 <b>Stoploss</b> 156.57 <b>Take Profit</b> 155.84 - 155.66</p>	<p><b>BUY</b></p>  <p><b>GOLDEURUSD-JU26</b> 1.1765 <span style="color: green;">0.14%</span> Expiry 27/May/26 Remaining 20 Days</p> <p><b>Entry</b> 1.1774 - 1.1778 <b>Stoploss</b> 1.176 <b>Take Profit</b> 1.1792 - 1.1808</p>

## Major Headlines

### Oil Prices Waver as Market Weighs Chances of US-Iran Deal

Front-month Brent Crude futures dropped to below \$100 per barrel again in morning trade in Europe on Thursday, reversing earlier gains, as the market hopes the U.S. and Iran could be able to reach an agreement that would eventually reopen the Strait of Hormuz. Following a steep selloff on Wednesday, which crashed the prices by 7%, Asian trade on Thursday began with nearly 1% gains for both benchmarks, amid investor concern that the U.S.-Iran deal is not as imminent as signals on Wednesday suggested. The continued blockage at the Strait of Hormuz and the fast-depleting global inventories [see more...](#)

### Gold jumps to two-week high as Iran peace hopes weigh on oil, weaken dollar

Gold prices rose for the third consecutive session on Thursday, touching a two-week high, as hopes for a U.S.-Iran peace agreement eased some inflation concerns, while a weaker dollar also aided demand. Spot gold rose 0.9% \$4,734.28 an ounce by 06:18 ET (10:18 GMT). Gold futures for June advanced 1.0% to \$4,742.90 an ounce. The yellow metal climbed more than 3% on Wednesday -- its biggest daily gain since late March -- as oil prices tumbled sharply on expectations that tensions in the Middle East could ease. [see more...](#)

### S&P 500, Nasdaq futures hit records as oil extends losses

S&P 500 and Nasdaq futures hovered near all-time highs on Thursday as oil prices retreated further on hopes of a U.S.-Iran peace deal that could potentially normalize crude supplies through the Strait of Hormuz. The United States and Iran are edging toward a limited, temporary agreement to halt their war, sources and officials said, with hopes that a deal could lead to the reopening of the Strait, lifting global stocks to record peaks while oil prices fall deeper below \$100 a barrel. Tehran is now expected to respond to the peace proposals. [see more...](#)

### USD/JPY trades sideways as intervention risk and US jobs data loom

USD/JPY trades around 156.30 on Thursday at the time of writing, down a modest 0.05% on the day, as the Japanese Yen (JPY) remains supported by speculation that Japanese authorities could step into the market to curb the currency's weakness. Japan's top foreign exchange official, Atsushi Mimura, said on Thursday that authorities stand ready to respond to speculative moves in the foreign exchange market. He also stated that he was closely monitoring currency markets while declining to comment directly on possible intervention or specific USD/JPY levels. [see more...](#)

### EUR/USD Price Forecast: Reflects volatility contraction around 1.1750

The EUR/USD pair trades in a tight range around 1.1750 during the early European trading session on Thursday. The major currency pair consolidates as investors await Iran's response to the United States (US) one-page peace plan, which restricts Tehran from uranium enrichment and the reopening of the Strait of Hormuz for all. Global markets remain broadly risk-on as reports from Axios have shown that both the US and Iran are close to reaching a deal soon. S&P 500 futures are almost [see more...](#)

### US Dollar Index Price Forecast: Retreats toward two-month lows near 97.50

The US Dollar Index (DXY), which measures the value of the US Dollar (USD) against six major currencies, is extending its losses for the second successive day, trading around 97.90 during the European hours on Thursday. The technical analysis of the daily chart shows that the dollar index is moving sideways within the descending channel, suggesting an ongoing bearish bias. The US Dollar Index is extending its retreat below both the nine-period and 50-period Exponential Moving Averages (EMAs), which now cap the upside and reinforce a bearish near-term bias.. [see more...](#)

## Economic Calendar

Event	Date	Time	Currency	Importance	Actual	Forecast	Previous
Initial Jobless Claims	7/5/2026	5:30 PM	USD	High volatility		205K	189K

# FOREX MARKETS' STATISTICS

## Forex Market Hours



Note: This chart shows the normal forex trading times of all the major forex trading centers across the globe in Pakistan Standard Time.

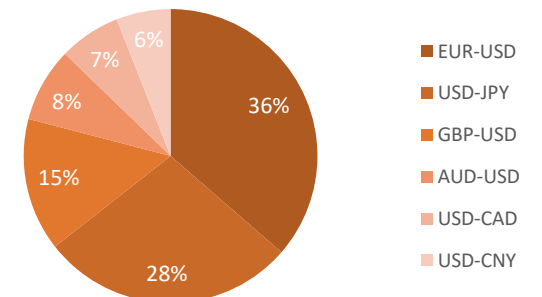
### Forex Turnover by Counterparty



### Markets' Share in Total Forex Turnover



### Most Traded Currency Pairs



Sources: ACPL Research, Forexmarkethours, Dailyfx, Ig

# DISCLAIMER

This report has been prepared by Abbasi and Company (Private) Limited and is provided for information purposes only. Abbasi and Company (Private) Limited (ACPL) is engaged in brokerage business of commodities futures in Pakistan and to provide the trading/ execution facility on Pakistan Mercantile Exchange (PMEX). There is risk of loss in trading in derivatives (futures). The author, directors and other employees of Abbasi and Company (Private) Limited and its affiliates cannot be held responsible for any loss in trading. Futures; futures on margin carries a high level of risk and may not be suitable for all investors. The high degree of leverage can work against the investor/ traders. Before deciding to invest in Commodity derivatives, you should carefully consider your investment objectives, level of experience, and risk appetite. The possibility exists that you could sustain a loss of some or all of your initial investment and therefore you should not invest money that you cannot afford to lose. You should be aware of all the risks associated with futures trading in commodities and other financial products. We take no responsibility for any loss made in investment on any instruments through us. In any event Abbasi and Company (Private) Limited, its affiliates, agents will not be liable to anyone for any decision made or action taken for investment/trading. Abbasi and Company (Private) Limited, its affiliates, directors and employees cannot be held responsible for any loss in trading due to any problem in connectivity; failure of system; technical problem in the software or any other reason whatever.

All the reports/ recommendations/ trading calls/ opinions are advisory in nature and contains the opinions of the author, which are not to be construed as investment advices. The author, directors and other employees of Abbasi and Company (Private) Limited and its affiliates cannot be held responsible for the accuracy of the information presented herein or for the results of the positions taken based on the opinions expressed in the reports/ views from Abbasi and Company (Private) Limited. All the views/ recommendations/ trading calls and opinions are based on the information, which are believed to be accurate and no assurance can be given for the accuracy of these information.

Derivatives trading involve substantial risk. The valuation of the underlying may fluctuate, and as a result, clients may lose their entire original investment. In no event should the content of this research report be construed as an express or an implied promise, guarantee or implication by, or from, Abbasi and Company (Private) Limited that you will profit or that losses can, or will be, limited in any manner whatsoever. Past results are no indication of future performance. The information provided in this report is intended solely for informative purposes and is obtained from sources believed to be reliable. Information is in no way guaranteed. No guarantee of any kind is implied or possible where projections of future conditions are attempted. Investments in securities market are subject to market risks, read all the related documents carefully before investing.

All rights reserved by Abbasi and Company (Private) Limited. This report or any portion hereof may not be reproduced, distributed, or published by any person for any purpose whatsoever. Nor can it be sent to a third party without prior consent of Abbasi and Company (Private) Limited. Action could be taken for unauthorized reproduction, distribution, or publication.

The research analyst, primarily involved in the preparation of this report, certifies that (1) the views expressed in this report accurately reflect his/her personal views about the subject commodity/index /currency pair and (2) no part of his/her compensation was, is or will be directly or indirectly related to the specific recommendations or views expressed in this report.

## DISCLOSURE

Following exchange rates are used to convert investment and profit values:

- USD/PKR: 280.10
- JPY/PKR: 1.97

To arrive at our Target Price, Abbasi & Company (Private) Limited uses following methods:

- Technical Analysis
- Fundamental Analysis

Furthermore, profit and returns are inclusive of all expenses including PMEX Fee, ACPL Fee & Sales Tax

## RESEARCH DISSEMINATION POLICY

Abbasi & Company (Private) Limited endeavors to make all reasonable efforts to disseminate research to all eligible clients in a timely manner through either physical or electronic distribution such as email, fax mail etc. Nevertheless, all clients may not receive the material at the same time.

### PREPARED BY

Muhammad Rashid Nawaz  
Phone: (+92) 42 38302028  
Ext: 118  
Email: [umairjaved@abbasiandcompany.com](mailto:umairjaved@abbasiandcompany.com)

### RESEARCH DEPARTMENT

6 - Shadman, Lahore  
Phone: (+92) 42 38302028; Ext: 116, 117  
Email: [research@abbasiandcompany.com](mailto:research@abbasiandcompany.com)  
web: [www.abbasiandcompany.com](http://www.abbasiandcompany.com)

### HEAD OFFICE

6 - Shadman, Lahore  
Phone: (+92) 42 38302028  
Email: [support@abbasiandcompany.com](mailto:support@abbasiandcompany.com)  
web: [www.abbasiandcompany.com](http://www.abbasiandcompany.com)